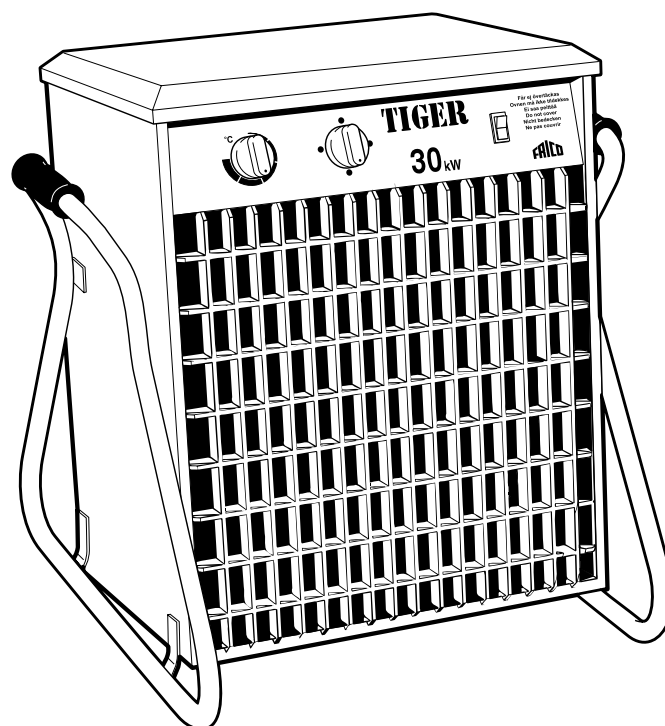


Original instructions  
**Tiger 20-30 kW**



SE

... 5

GB

... 7

NO

... 9

FR

... 11

DE

... 13

FI

...15

NL

... 17

RU

... 19

SE Denna produkt är endast lämpad för välisolerade utrymmen eller sporadisk användning.

GB This product is only suitable for well insulated spaces or occasional use.

NO Dette produktet er bare egnet for velisolerte rom eller sporadisk bruk.

FR Ce produit ne peut être utilisé que dans des locaux bien isolés ou de manière occasionnelle.

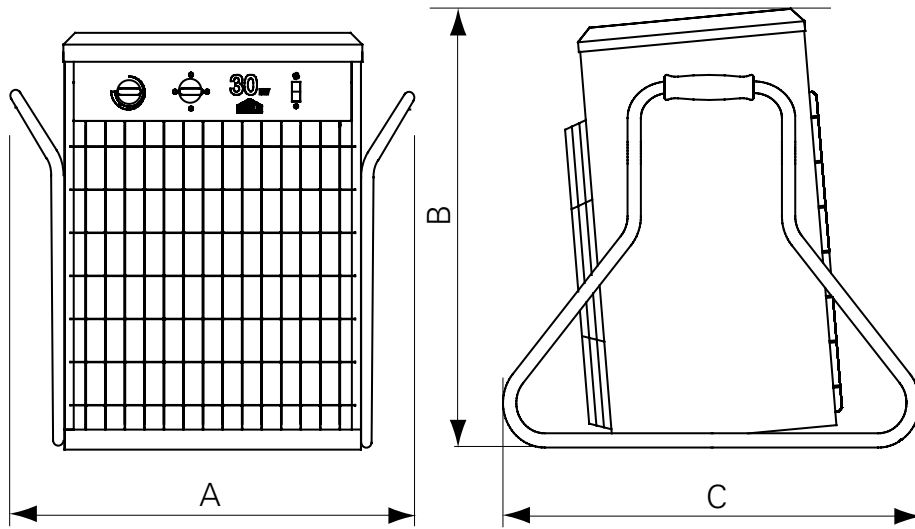
DE Dieses Produkt ist nur für gut isolierte Räume oder für den gelegentlichen Gebrauch geeignet.

FI Tämä tuote soveltuu ainoastaan hyvin eristettyihin tiloihin tai satunnaiseen käyttöön.

NL Dit product is uitsluitend geschikt voor goed geïsoleerde plaatsen of voor incidenteel gebruik.

RU Прибор пригоден к применению в местах с достаточной степенью теплоизоляции или для периодического обогрева.

# Tiger 20-30 kW



	<b>A</b> [mm]	<b>B</b> [mm]	<b>C</b> [mm]
<b>P203, P303, P305</b>	630	590	600

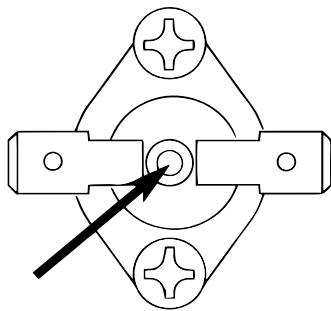
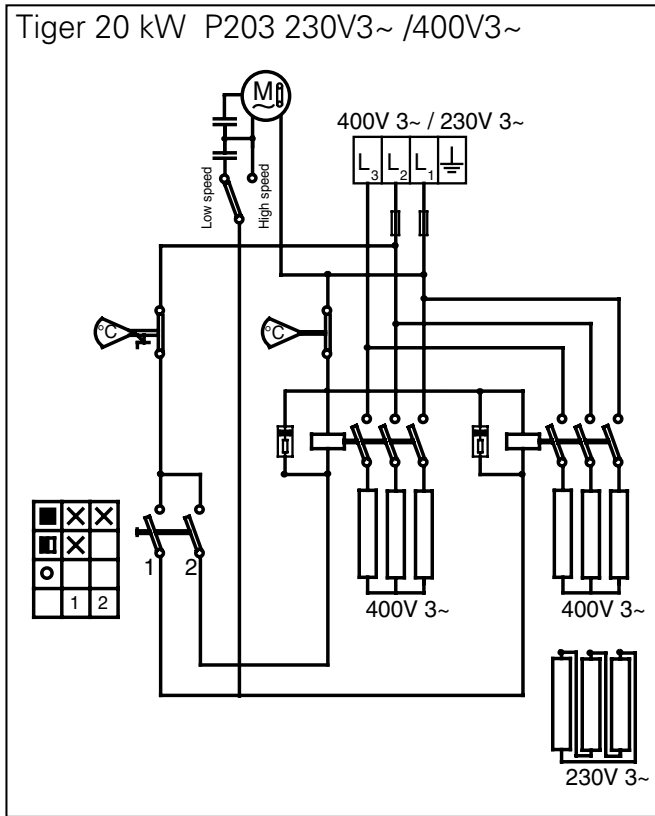


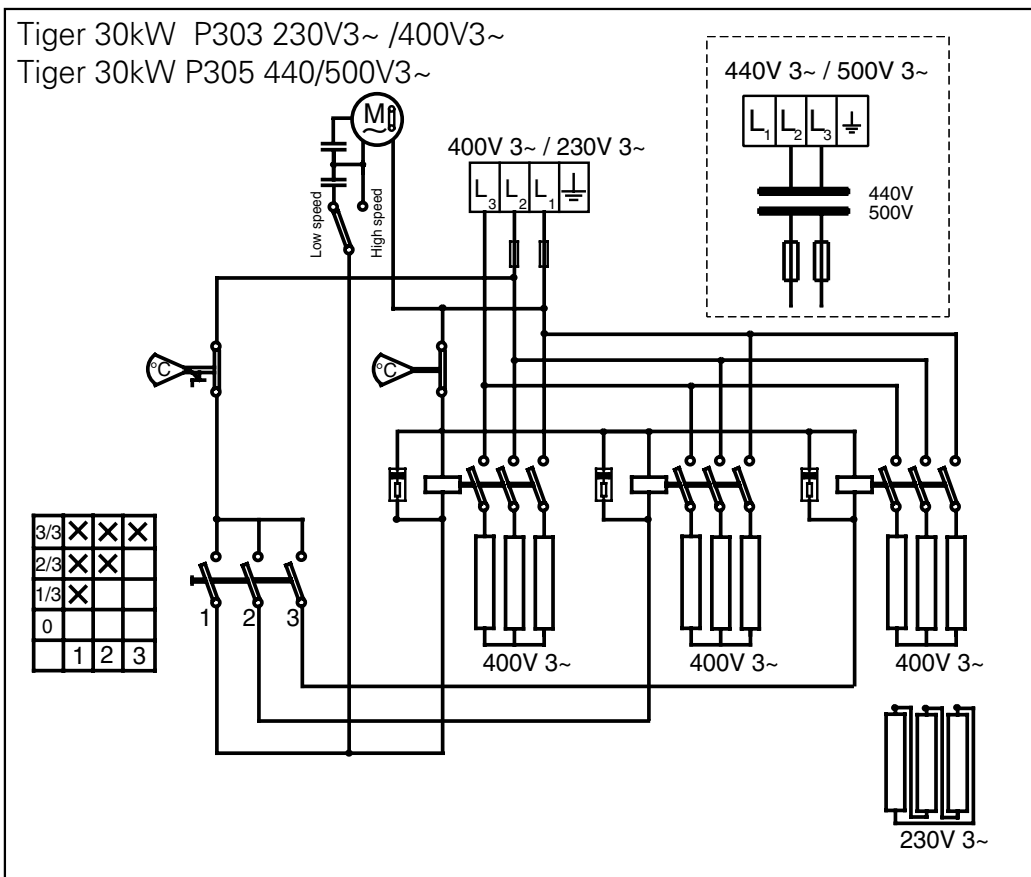
Fig. 1

# Tiger 20-30 kW

## Tiger 20 kW



## Tiger 30 kW



## Tiger 20-30 kW

### Technical specifications

Type	Output steps [kW]	Airflow [m <sup>3</sup> /h]	Sound level*1 [dB(A)]	$\Delta t^{*2}$ [°C]	Motor [W]	Voltage [V]	Amperage [A]	HxWxD [mm]	Weight [kg]
P203	0/10/20	1900/2600	60	31/23	220	400V3~	29.5	590x630x600	26
P20323	0/10/20	1900/2600	60	31/23	220	230V3~	50	590x630x600	26
P303	0/10/20/30	1900/2600	52	47/34	220	400V3~	43.9	590x630x600	30
P30323	0/10/20/30	1900/2600	52	47/34	220	230V3~	75	590x630x600	30
P305	0/7.5/15/23 0/10/20/30	1900/2600	52	36/26 47/34	220	440V3~*3 500V3~	30.8 35.1	590x630x600	30

\*1) Conditions: Distance to the unit 3 metres. Directional factor: 2. Equivalent absorption area: 200 m<sup>2</sup>.

\*2)  $\Delta t$  = temperature rise of passing air at maximum heat output at lowest/highest air flow.

\*3) Can be connected to both 440V3~and 500V3~.

Protection class: IP44. CE compliant.

#### GB: Technical specifications

SE: Tekniska data

NO: Tekniske data

FR: Caractéristiques techniques

DE: Technische daten

FI: Tekniset tiedot

NL: Technische specificaties

RU: Технические характеристики

#### GB: Airflow

SE: Luftflöde

NO: Luftstrøm

FR: Débit d'air

DE: Luftmenge

FI: Ilmavirta

NL: Luchtstroom

RU: Расх.возд.

#### GB: Motor

SE: Motor

NO: Motor

FR: Moteur

DE: Motor

FI: Moottori

NL: Motor

RU: двигатель

#### GB: Amperage

SE: Ström

NO: Strøm

FR: Intensité

DE: Strom

FI: Virta

NL: Stroomsterkte

RU: Сила тока

#### GB: Output steps

SE: Effektsteg

NO: Effektrinn

FR: Puissances

DE: Abgabestufen

FI: Tehoportaat

NL: Capaciteit

RU: Ур. мощности

#### GB: Sound level

SE: Ljudnivå

NO: Lydnivå

FR: Niveau sonore

DE: Geräuschpegel

FI: Melutaso

NL: Geluidsniveau

RU: Ур. шума

#### GB: Voltage

SE: Spänning

NO: Spenning

FR: Tension

DE: Spannung

FI: Jännite

NL: Voltage

RU: Напряжение

#### GB: Weight

SE: Vikt

NO: Vekt

FR: Poids

DE: Gewicht

FI: Paino

NL: Gewicht

RU: Вес

\*1) Förutsättningar: Avstånd till aggregat 3 meter. Riktningfaktor: 2. Ekvivalent absorptionsarea 200 m<sup>2</sup>.

\*2)  $\Delta t$  = temperaturhöjning på genomgående luft vid maximal värmeeffekt och lägst respektive högst luftflöde.

\*3) Kan anslutas till både 440V3~och 500V3~.

Kapslingsklass: IP44. CE-märkt.

\*1) Betingelser: Avstand til aggregat 3 meter. Retningsfaktor: 2. Ekvivalent absorpsjonsareal: 200 m<sup>2</sup>

\*2)  $\Delta t$  = temperaturøkning på gjennomstrømmende luft ved maksimal varmeeffekt og lav/høy luftmengde.

\*3) Kan kobles til både 440V3~ og 500V3~.

Kapslingsklasse: IP44. CE-merket.

\*1) Conditions : Distance de l'appareil : 3 mètres. Facteur directionnel : 2. Surface d'absorption : 200 m<sup>2</sup>.

\*2)  $\Delta t$  = augmentation de température sous un débit d'air mini / maxi et une puissance maximale.

\*3) Peut être raccordé sur 440 V3~ et 500 V3~.

Indice de protection: IP44. Marquage CE.

\*1) Bedingungen: Abstand zum Gerät: 3 Meter. Richtungsfaktor: 2. Entsprechende Absorptionsfläche: 200 m<sup>2</sup>.

\*2)  $\Delta t$  = Temperaturanstieg bei maximaler Heizleistung und hohem/niedrigem Volumenstrom.

\*3) Kann an 440V3~ und 500V3~ angeschlossen werden.

Schutzart: IP44. CE-konform.

\*1) Mittausjärjestelyt: Etäisyys laitteeseen 3 m. Suuntaavuskerroin 2. Ekvivalentti absorptioala: 200 m<sup>2</sup>.

\*2)  $\Delta t$  = läpivirtaavan ilman lämpötilan nousu suurimmalla lämpöteholla ja pienellä/suurella ilmavirralla.

\*3) Voidaan kytkeä 440V3~ ja 500V3~ jännitteeseen.

Kotelointiluokka: IP44. CE-merkitty.

\*1) Conditities: Afstand tot de unit 3 meter. Richtingsfactor: 2. Equivalent absorptiegebied: 200 m<sup>2</sup>.

\*2)  $\Delta t$  = Temperatuurstijging van de passerende lucht op maximale verwarming en laagste/hhoogste luchtstroom.

\*3) Kan worden aangesloten op 440V3~ en 500V3~.

Beschermingsklasse: IP44. Voldoet aan CE.

\*1) Условия: Расстояние до прибора 3 метров. Фактор направленности 2. Эквивалентная площадь звукопоглощения 200 м<sup>2</sup>.

\*2)  $\Delta t$  = Увеличение температуры проходящего воздуха при полной выходной мощности и min/max расходе воздуха.

\*3) может подключаться на напряжение 440В3~ и 500В3~.

Класс защиты: IP44. Сертифицированы ГОСТ, стандарт CE.

## Assembly and operating instructions

### General Instructions

Read these instructions carefully before installation and use. Keep this manual for future reference.

*The product may only be used as set out in the assembly and operating instructions. The guarantee is only valid if the product is used in the manner intended and in accordance with the instructions.*

### Application area

Tiger is a range of robust and compact fan heaters for professionals with high demands. The Tiger fan heater is portable. Tiger 20 and 30 kW are ideal for heating and drying larger premises such as industrial premises and workshops, where higher outputs are required.

Protection class: IP44.

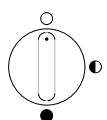
### Electrical installation

The Tiger fan heater is equipped with a 1.8 metre long connection cable. P203 has a CEE plug fitted on the connection cable. P303 and P305 are supplied with a cable without a plug. P305 can be connected to both 440V3~ and 500V3~.

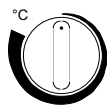
### Start-up

When the unit is used for the first time or after a long period of disuse, smoke or odour may result from dust or dirt that has collected on the element. This is completely normal and disappears after a short time.

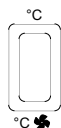
### Operation



Position of the output selector, see Technical data.



Working range of the thermostat 5 - 35 °C.



The mode selector has two different fan speed positions.

The unit is equipped with mechanic thermostat room temperature control and can be used as a local space heater according to Ecodesign Regulation (EU) 2015/1188.

If the unit does not work the first time it is used, the temperature cut-out may have tripped during transport. See “Overheating”.

### Overheating

If the unit overheats the in-built temperature cut-out will trip. Reset the temperature cut-out once the unit has cooled and the fault has been rectified. (Fig. 1).

*NOTE! All work inside the unit's connection area must be carried out by a qualified technician and while the unit is not voltage fed.*

### Maintenance

Normally the heater fans do not require any maintenance. Dirt and dust can however cause overheating and represent a fire risk. Consequently, the unit should be cleaned periodically.

### Residual current circuit breaker

When the installation is protected by means of a residual current circuit breaker, which trips when the appliance is connected, this may be due to moisture in the heating element. When an appliance containing a heater element has not been used for a long period or stored in a damp environment, moisture can enter the element. This should not be seen as a fault, but is simply rectified by connecting the appliance to the mains supply via a socket without a safety cut-out, so that the moisture can be eliminated from the element. The drying time can vary from a few hours to a few days. As a preventive measure, the unit should occasionally be run for a short time when it is not being used for extended periods of time.

**Packaging**

Packaging materials are chosen with consideration to environment and are therefore recyclable.

**Handling of product at end of working life**

This product may contain substances necessary for functionality of product but potentially dangerous for the environment. The product should not be disposed mixed with general household waste but delivered to a designated collection point for environmental recycling. Please contact local authority for further details of your nearest designated collection point. Recycling of used products saves earth's resources and reduces global footprint.

**Safety**

- *For all installations of electrically heated products should a residual current circuit breaker 300 mA for fire protection be used.*
- *The unit must not be used in the immediate vicinity of baths, showers, washbasins or swimming pools.*
- *During operation the surfaces of the unit are hot.*
- *The unit must not be positioned so that inflammable materials as overheating can represent a fire risk.*
- *The unit must not be partly or fully covered with clothes or similar material as overheating can represent a fire risk.*
- *The unit must not be placed directly under a permanent wall socket.*
- *This appliance can be used by children aged from 8 years and above and persons with reduced physical, sensory or mental capabilities or lack of experience and knowledge if they have been given supervision or instruction concerning use of the appliance in a safe way and understand the hazards involved. Children shall not play with the appliance. Cleaning and user maintenance shall not be made by children without supervision.*
- *Children of less than 3 years should be kept away unless continuously supervised.*
- *Children aged from 3 years and less than 8 years shall only switch on/off the appliance provided that it has been placed or installed in its intended normal operating position and they have been given supervision or instruction concerning use of the appliance in a safe way and understand the hazards involved.*
- *Children aged from 3 years and less than 8 years shall not plug in, regulate and clean the appliance or perform user maintenance.*

**CAUTION** — Some parts of this product can become very hot and cause burns. Particular attention has to be given where children and vulnerable people are present.



**Main office**

Frico AB  
Industrivägen 41  
SE-433 61 Sävedalen  
Sweden

Tel: +46 31 336 86 00

mailbox@frico.se

www.frico.net

**For latest updated information and information  
about your local contact: [www.frico.net](http://www.frico.net).**